

# Secret Cash Method

A step by step method for generating traffic, leads and sales on autopilot



Abderrahim Essaouabi

All rights reserved. No portion of this report may be reproduced, stored in a retrieval system, or transmitted in any form or by any means, electronic, mechanical, recording, scanning or other except for brief quotations in critical reviews or articles without a permission of the publisher. You may store the PDF. You may print copies of this report for your own personal use.

**Earning disclaimer:** we don't believe in "get rich quick"; all human progress and accomplishments take hard work. We don't guarantee results or money earned with this information, tools, and methods. We believe in hard work to succeed in affiliate marketing.

## Welcome:

This is a step by step guide, it is a blueprint. Each section is designed to show you proper knowledge and help you understand how to do something properly.

My goal with this **PDF eBook** is to teach you how to build a sustainable business, not just for today, but for the long term. Find a profitable niche, drive targeted traffic and add new leads.

Success to you.

[contact@incomeinday.com](mailto:contact@incomeinday.com)



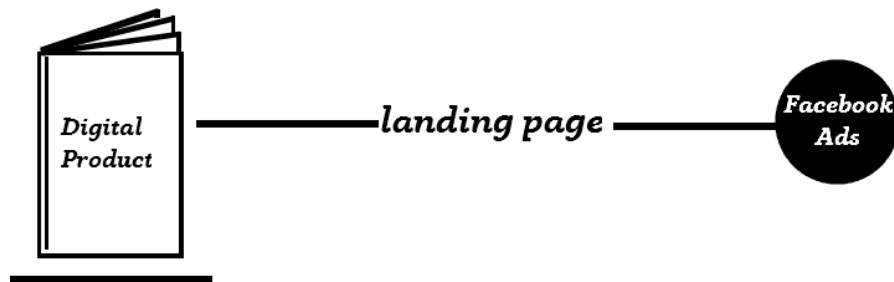
[Incomeinday.com](http://Incomeinday.com)

# Table of Content

**Introduction:** How to make money online

- 1- Launch a blog
- 2- Choose a profitable niche
- 3- Set up 14 follow up sequences
- 4- Write great headline
- 5- Set up strategic opt-in forms
- 6- Traffic strategy
- 7- Offer to get fresh leads
- 8- Create a FREE account
- 9- Find top sellers
- 10- 337.27k and 100k active members
- 11- Tap into a tribe of 100k active sellers
- 12- Order the number of clicks
- 13- Write compelling Email swipes
- 14- Top tier traffic
- 15- Ratings from buyers
- 16- Send traffic to your squeeze page
- 17- Get your first 100 subscribers
- 18- Send subscribers to a thank you page
- 19- Send offers to your list
- 20- Launch a product
- 21- Forum traffic signature
- 22- Leverage the power of guest posts
- 23- Email traffic
- 24- Organic search traffic
- 25- Advanced marketing strategy

# How to Make Money Online



There are tens of thousands of people who earn a continuous stream of income working only a few hours a day. There are also hundreds of thousands who struggle and think there is a secret that is holding them back, a secret that webmasters hide.

## The truth:

All successful marketers have one thing in common that determines their success: they invest their precious time to create a product that sells like crazy. They price it between \$20 and \$30 and list it on a marketplace that has thousands of affiliates who promote it to make money.

If **200 people** promote that offer and each affiliate gets at least **50 sales** from an offer that costs **\$20**, you make **passive income**.

How about launching a high ticket offer that costs \$200 or \$997 in front of a big email list?

How about writing a book, price it at \$10 and sell **5000** or **10,000 copies**? This is another way to make passive income. You can also launch a software or a tool and ask for a reasonable price. That's how you become valuable in the marketplace: you know what your audience does not have and you give them what they want and they pay you money.

This is how digital marketing works. **Get in a hot niche**, serve the many and make money online. So many people don't think about launching a product or program. "Why?" they say.

"I don't know how. It's pretty hard. I don't know what to write or where to start. What if I created this product and nobody buys it."

We all have these concerns when **we start a business**.

If you really want to be successful in affiliate marketing and earn five or seven figures, you need to follow your passion, a **skill** you already know. Maybe you are good at **writing articles** and **books**, maybe you do the best **web design** in the world, or perhaps you are really good at running successful **online campaigns** for small start ups. Find your passion, package your knowledge in a course and sell it.

You can also become successful without owning a single product, just promote someone's product from Clickbank.


I can say affiliate marketing is the best performance model that will make you passive income.

**That being said, affiliate marketing is not easy.**

You first have to learn the basics before beginning any exclusive online business strategies. So, in this eBook I am going to simplify it and show you a secret cash method.

You can follow your passion and turn it into a profitable business. But I highly encourage you to narrow your niche and follow all the steps below.

**Let's begin the journey:** this is going to be your step by step guide for success!



## 1- Launch a Blog:

You first have to have an established blog in order to profit from blogging. You don't just want to throw some random blog posts up and hit the publish button.

First, you need to set a plan. You have to figure out how much content you want available before the world has access to the site, and usually you want to have a wide variety of blog posts available so that when people find you, they have more than one thing to read.

This will not only make them spend more time on your site, but also help you rank higher on search engines.

Do the work to build up **5-20** blog posts before publishing your blog. Then when you launch, make it a big deal and share the news on every social media platform.

You have to get the word out.

There is a lot you have to know going into the blogging world, and building a blog up and making it successful takes time and knowledge. One of the most important things to understand is you can not just write a blog that is great. You need to write blog posts for **conversion**.

Your writing does not have to be top-notch or the best since Stephen King. It does however have to be intriguing and make people care about what you have to say when you start reaching people on a deeper level, they will stick around, this might not be the easiest to master at first.

In order to figure out where to start, do what I did and look up successful blogs and websites in your niche and read their writing, getting a feel of how much they share and what sounds like. That's what I did and it taught me more than I could have imagined.

You can go as far as signing up for their newsletter and paying attention to what they say and even what their homepage looks like. Learn from those who have done what you want to do.

### **Essential things to include in your blog:**

- [Start an email list](#)
- [YouTube channel](#)
- [Facebook group](#)
- [Great blog posts](#)
- [Attention grabbing headlines](#)
- [Social tribes](#)
- [Social buttons](#)
- [Guest posting](#)
- [About page](#)
- [Blog tools](#)
- [Conversion focused homepage](#)
- [Targeted traffic](#)
- [Email subscribers](#)
- [Contact us](#)
- [Landing page](#)
- [Opt-in forms](#)



## 2- Figure Out a Profitable Sub-Niche:

So many people dream about starting an online business and they focus on a broad niche, as they think if they go after a profitable wide area, they will make a lot of money.

If you fundamentally want to profit quickly and easily, you need to choose a niche and break it down to its sub-niches. When you break it, you identify your ideal audience who have a problem and need a solution.

We don't want to target countless people, instead we aim to touch a few minorities and also determine where they hang out, as well as what content we should write for them. This includes what their interests are, what email newsletter we have to write for them and what products they really need.

Let me show you an example:

Two newbie started launching a blog and one decided to learn the basics from bloggers who had much success in **an incredibly profitable business**.

He got some answers and purchased a few online courses to understand this digital business.

The other guy bragged about how much money "**Gurus**" earn online. He started in a big niche, but could not identify his audience.

One day he writes about "**list building**" and the next day he writes about "social media".

### ***Guess what happens?***

The second blogger is distracting and confusing his audience.

If you seriously want to know your ideal audience, you should go after their real needs.

If I were starting a blog today, I would search online, read as many replies as possible on forums and Quora. Learn from smart bloggers, conduct market research and ask great questions like:

- Do people suffer from a problem and need a solution?
- Is there any potential in this niche and people search for those keywords?
- Are there at least 100 people who want a real solution?
- What am I obsessed with?
- What do I care about a lot? What am I creative at?
- What could I do online to serve a minority of people?
- What excites me most and causes feelings of eagerness and enthusiasm?
- What are their interests? What content should I write for them?
- How can I serve them? What email newsletter should I write for them?

### **By answering these questions you can better understand your passion.**

So, if you are in the blogging industry, you basically are not going to serve hundreds of thousands of people. You need to be very specific and so focused to establish a niche within a niche.

You might choose newbie and beginners in affiliate marketing and teach them



How to make money online, you might go after list building and teach people how to build a responsive list or you might choose surfing and teach new surfers how to ride waves.

When I say focused, I mean narrowing your niche and selecting something you are passionate about. Something you care about a lot. Something that excites you the most. Something you could develop and help people solve their specific problems.

### Which niche is most profitable?

Without hesitation, the answer is **health, wealth** and **relationships**. Why?

People want to be healthy, have money in their pocket and be in a happy and lasting relationship. So I highly recommend a sub-niche in one of these huge markets.

- In health, you can break this niche down and find several sub-niches such as...get rid of Acne, lose belly fat, get six packs....etc.
- In wealth, you can break this broad niche down and find several sub-niches such as...earn Income online, write EBooks, launch a blog, drive traffic and build an email list....etc.
- In relationships, you can also break this niche down and find several sub-niches such As....get their ex back, prepare for a wedding, intimate relationship....etc.

### For example: pick "list building sub-niche" (wealth niche)

If you are passionate about » **list building topic** » and want to teach people how to build a list, just launch a website and write between **5-20 blog posts** about list building and tweak them for SEO to get organic traffic.

Next, go to **Google** and find the top 10 sites in your sub-niche. Use the power of [similarweb.com](https://www.similarweb.com) To know the total visits a website gets a month.

At this point you should go and write at least **5 to 7 guest posts** about list building to draw readers to your blog. Now, you are building a list and you are going to email them on a consistent basis and send them products.

**Step1:** pick a target keyword that gets at least 1000 searches a month

<input type="checkbox"/>	★	how to get leads		770	\$6.92	53	51
<input type="checkbox"/>	★	lead generation		55,000	\$10.15	47	47
<input type="checkbox"/>	★	how to generate leads		2,500	\$4.99	54	50
<input type="checkbox"/>	★	sales leads		6,200	\$4.46	86	39
<input type="checkbox"/>	★	how to generate leads in sales		980	\$6.66	56	26
<input type="checkbox"/>	★	online lead generation		970	\$6.40	30	37
<input type="checkbox"/>	★	marketing lead		2,700	\$8.64	21	43



**Step2:** write a blog post around that keyword

**Step3:** optimize it for SEO

**Step4:** repeat the process over and over

**Step5:** reach your 20 blog posts about list building sub-niche.

**Step6:** get traffic and new subscribers

**Step7:** Write and send relevant newsletters

## Why the list building sub-niche?

It's trending, and everlasting. Everyone wants to grow a list and buy a digital product to build a loyal and big list.

1. People are in need to build an email list
2. Most people who blogs want to know ways and methods of blogging
3. When you show them tools and resources and strategies they will buy from you.
4. They have a burning desire to have an audience

All you have to do is to write relevant articles and tweak them for SEO. In turn, you attract Targeted visitors who are deeply interested **in building a list....**

**Email marketing:** Market growth **20.16 B** by 2024 and is going to increase exponentially. Millions of emails are sent each day to millions of customers to buy something.

Here is a list of sub-niches: **Traffic, list building, SEO, Make Money Online. Conversion**  
Here is also a list of hot niches: health, wealth, dating, relationships, beauty, weight loss, fitness, pets, self-development, finance and insurance.

### Health niche: how to get rid of acne

<input type="checkbox"/> ★ get rid of ane		N/A	N/A	N/A	55
<input type="checkbox"/> ★ how to get rid of acne		78,100	\$2.13	95	57
<input type="checkbox"/> ★ how to get rid of pimples		129,000	\$1.28	64	46
<input type="checkbox"/> ★ how to get rid of acne scars		100,000	\$1.99	100	47
<input type="checkbox"/> ★ back acne		48,100	\$1.07	98	55
<input type="checkbox"/> ★ how to remove pimples		80,800	\$0.40	85	52
<input type="checkbox"/> ★ how to get rid of spots		26,700	\$0.85	17	44

If you are in the health niche, you simply need to know it's a huge market and will remain very profitable at any time.

You are going to find a sub-niche within the health niche. For instance, how to get rid of acne, people are **desperate, very unhappy** and **uncomfortable**, acne always makes them miserable and complaining, they struggle for a cure.

If you show them a digital information product or a physical product they buy from you.

This sub-niche might not be your best. But it's trendy and profitable. People are willing to show you the money when you solve their problems. Just go and launch your **5-20 captivating articles** and build a targeted email list, and then follow all the steps I show you.

### **Sport Niche: how to surf**

I have never seen somebody blog within the surf niche. People love this water sport because it is fun and it is an important activity for the b11, body. People who ride waves for the first time want to become good surfers and ride big waves. And I see people heavily travel to a surf destination when they hear big waves.

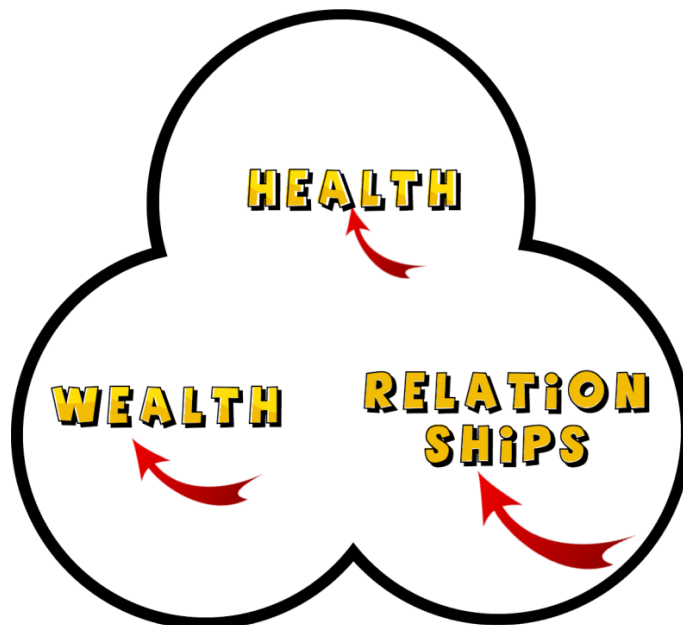
And surfers buy physical products because they really need them when they get in the water. **Amazon** is the biggest online e-commerce store in the world with millions of daily and active customers who buy stuff again and again.

You can sell surf equipment such as surfboards, surf suit bags, water sport shoes, surfboard travel bags, surfboard leashes, wetsuit pants, surfboard covers and wetsuits for men and women.


**In general**, any equipment that relates to surfing could be profitable. Just open an account on Amazon affiliate program, then launch a viable blog and follow the easy steps I demonstrated above.

Once you have identified your sub-niche that fits into your business, write an **irresistible offer** and super high value emails to attract visitors to sign up to your mailing list.

Let me show you what I mean.



### 3- Set a minimum 14 emails as follow up sequences:



Nobody will listen to someone who is not genuine. That vibe comes across very clearly online And that's why you really have to get deep and give your story.

Share your insights and your journey, talk about your struggles and how to get them.

It is all about being true to yourself and your mission. It is not about enough, something I learned that has made the biggest difference for me is two words that make up a powerful Principle: "give more". Share your story *and* tell something new and serve more and you will see subscribers flock to your blog and your information.

The best word you can use in your blog is "**FREE**" I give free high value information and in Exchange I build trust.

The more you share and the more genuine you are. The more people trust you that trust is what will turn profit in the end. The more you give today, the more you harvest tomorrow.

By now you should have signed up for some emails through other blogs in your niche, they will have sent a number of emails or maybe you just get emails sporadically from blogs you signed up for a while ago.

Start studying these emails like I did. Learn what different people share and you will soon realize that's all high value content that's being shared for free.

Why would someone give so much free information away? It is simple, it builds trust

When you email directly to subscribers, even though an automated service you are creating a lot of more intimacy than a blog post. You are connecting to people on a different level and the more someone trusts you, the more they will purchase a service or product from you.

To make these emails work for you, you'll need to offer it as a lead magnet. Not what a lead magnet is? Well, it is just as it sounds. It is a magnet you can use to lead people to take action in the way you want. Most often, you will hear this term when it comes to your email list.

A lead magnet is the sense is a free downloadable EBook or other freebie given in exchange for a Reason's email address.

A prominent lead magnet that fits into your business. Once you have it done, the next step is to write a compelling headline that turns visitors into subscribers, let's figure out how to do it well.

## Step# 4: Write a Persuasive Headline

If a tree falls in the forest and no one is around to hear it, does it make a sound?  
The same thing happens when you write your lead magnet headline.  
Nobody is going to enter his email address unless you write an attention-grabbing headline.

Headline is the most important part in your offer. Nobody knows whether your offer has a smart answer or brilliant ideas that resonate with a community of people. But when the headline performs well, it could mean subscribers over and over.

Does your Free Offer have a headline that creates excitement?

If your answer is no, then I am going to show you **3 big factors** to write cash sucking headlines.

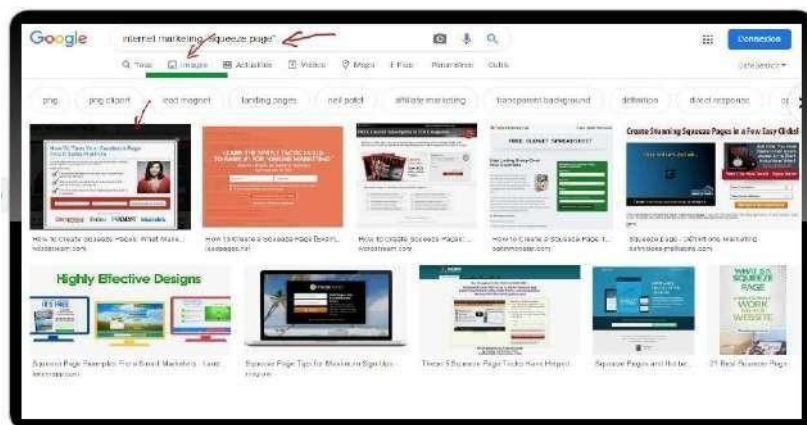
1. **Include numbers (3 steps to...)**
2. **Always write power words**
3. **Guarantee results in a short time**

Look at newspapers and magazines in several markets: **entrepreneurship, Forex, dating, surfing, fitness, fashion, beauty**. They write the best headlines on professionally designed covers to sell hundreds of copies a day.

They hire the most creative designers and copywriters to sell the magazine with just a few words on the cover.

So, if you want to attract the most clicks to your offer, you have to write a great headline. it is not easy to come up with a compelling headline, you need a springboard of information, such as getting to know freelancer's websites, sales pages, ecommerce stores, successful Facebook ads, articles, YouTube videos and marketing Experts.

## Google!



If you didn't find a good headline for your irresistible offer.

**Step1:** Go to [www.google.com](http://www.google.com)

**Step2:** Enter your keyword followed by "squeeze page"

**Step3:** Click on images

**Step4:** You'll find unlimited funnels of Internet millionaires

**Step5:** Don't copy, model

**For Example:** list building "squeeze page" while searching I found four squeeze pages with fancy headlines:

- ✓ 4 steps to build your email list in 24 hours
- ✓ How to get 1000 email subscribers in six months
- ✓ How I grew my email list from zero to 10.000 in a few months
- ✓ How to get 35.000 visitor in, Yes a 1day

If your blog is about building an email list and you picked up one of these titles, then your report will bring you tremendous numbers of visitors that will turn into fanatical subscribers.

**Another example:**

- ✓ How to get rid of acne “squeeze page”
- ✓ Overcoming acne-skin care secrets you must know!
- ✓ Take control of your acne in just 1 step

These headlines will convert 9 out of 10 visitors into raving fans.

Now, let’s see how you can integrate your lead magnet with an auto responder so that people can receive the FREE offer automatically.

## Step# 5: Integrate Your Freebie with Email Auto responder



Email marketing is one of the most powerful tools in any business owner’s arsenal. It is no cost-effective Targeted and measurable way to reach your customers with valuable information and in order to email Your list of subscribers, you need an auto responder, an auto responder is a tool that can help you send Out newsletters to your email list on autopilot, it helps you build that strong relationship and let your Email subscribers get the information they want, it will also be used to increase engagement with your Audiences, generate leads and increase sales.

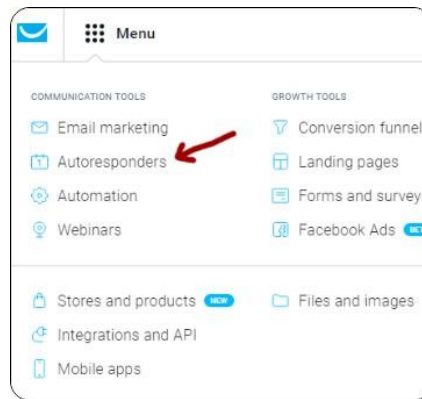
You are just wondering, which is a better option for you **aweber** or **getresponse**?

Get response is a powerful marketing automation tool that helps you create and send marketing emails, Run online advertising campaigns and build customer loyalty programs, it also provides tools for measuring The success of your campaigns, it has been used by small businesses to fortune 500 companies for over 15 Years. Get response [has a 30 days free trial](#) period where you can try their services without any obligation or Risk to see if suits your needs before paying monthly.

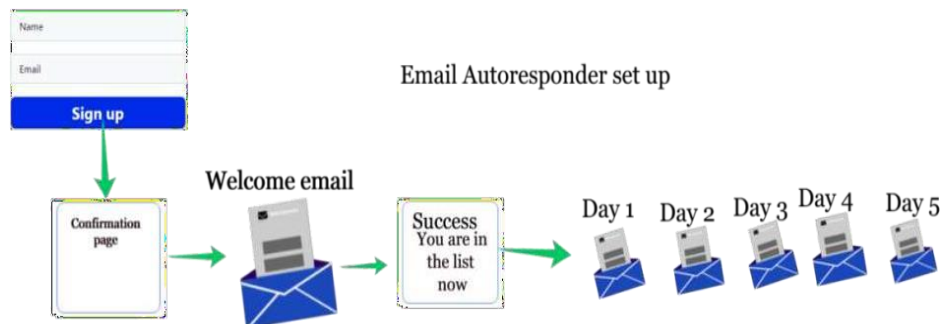
I am using [getresponse](#) because it is simple to use for follow ups and marketing

For a cycle to be created, you need a list. When someone joins your list, you put them on the cycle, then you build cycles and select which list you want to link to. Setting a minimum 14 or 15 killer emails in a series is very simple.

Create your auto responder account using your email. Click on “**menu**” and on auto responders afterwards start setting up your list for auto responders.



In this process, you can build good newsletters and schedule the day you prefer to send them. Get response recorded multiple videos to explain how to automate your emails. This single video shows you how to get started...[Quick video](#)



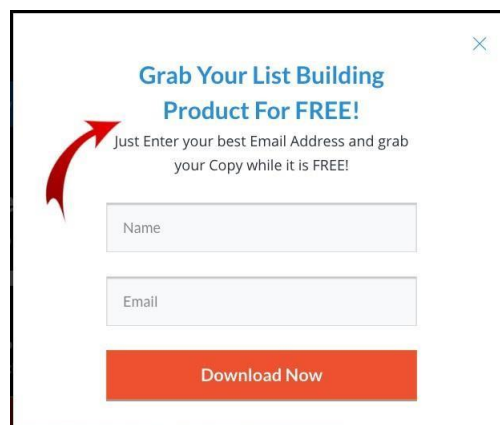
When someone signs up to your Newsletter, they have to receive a **confirmation email**. You also ensure you send broadcast messages to build a strong relationship with subscribers. Email marketing is about growing your business and making sales automatically.

## 1- Set up Strategic Opt-in Forms



As you are building a blog about list building, you are looking for new tips, tactics and techniques to collect Emails. You first have to install thrive leads plug-in, activate it and Set up sidebar widget, pop up and content upgrade to offer an **ethical FREEBIE**.

I have done this and collected a couple hundred subscribers. I was getting more sign ups with a pop up than using the widget sidebar, the pop up doesn't display until a visitor leaves my website and it doesn't annoy them.





## 2- Conversion Focused Homepage



When someone arrives at your blog, they have to find a place to opt-in.

The homepage is more important than you realize, you might see it as a place where blog posts live. But it is far more than that: it is the first impression.

So, what did I do?

Optimizing your homepage to convert those visitors is key. What do you want them to do? In a perfect world. What does each visitor do to drive your blog forward?

Now that you know that. Create a means for them to do so and make it highly visible. Giving each person the option to sign up for a freebie is an ideal way to create a large subscribers list and through that list, you will make a profit.

Create a blog homepage that is exciting and show people what they get when they sign up. When you are designing a homepage, make sure you have a professional picture to attract visitor's attention. A picture is so important because it creates so much sense and increase conversions dramatically.

I'll reveal how to increase your conversions on the homepage:

### The picture is more important:

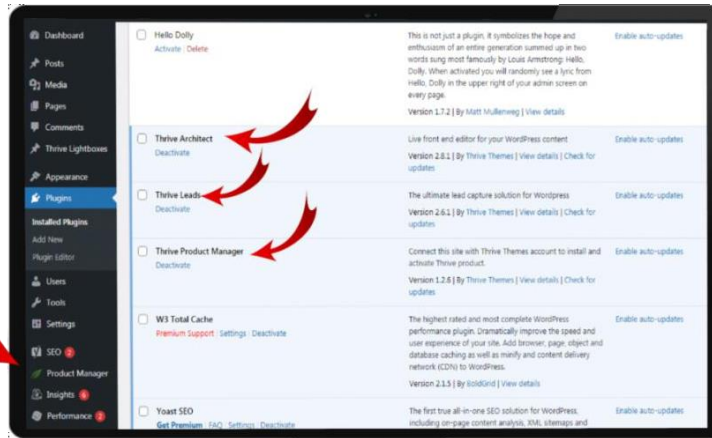
I put my picture on the homepage to grab the eye and increase conversions.

I wanted to show visitors two things my own picture and a compelling headline that creates curiosity, the intention is to attract as many visitors as possible to join my email list. I don't recommend putting an icon, instead show who you are and describe your online business.

- I am using [thrive architect](#) to set up smart landing pages. Here is a few
- Screenshots on how to build your own. There are some [tutorials](#)
- **Step1:** go to <https://thrivethemes.com/architect/>
- **Step2:** install thrive architect plug-in

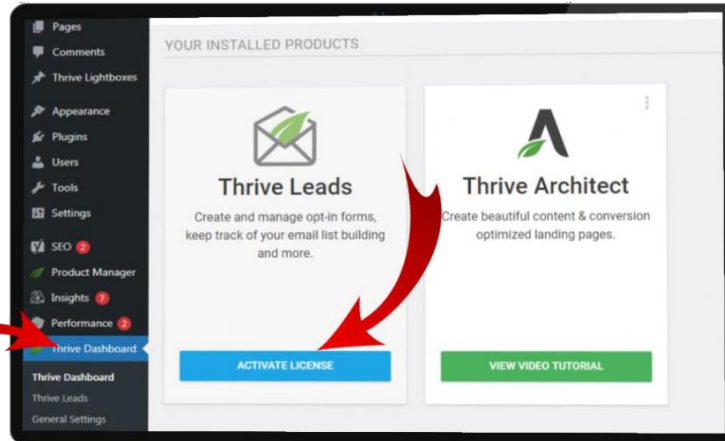


Install thrive architect



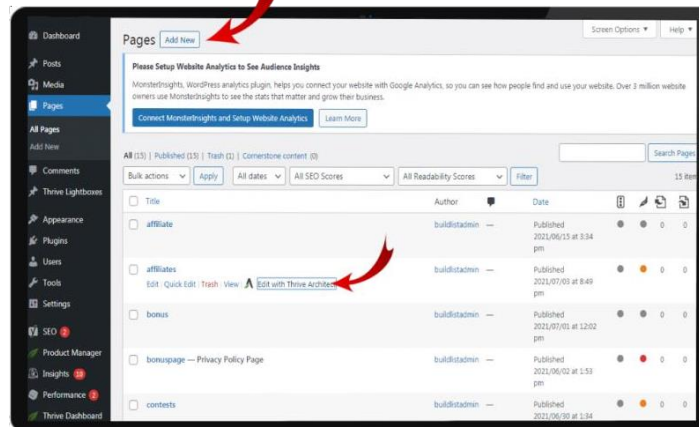
- **Step 3:** Activate it on your website

Activate thrive architect



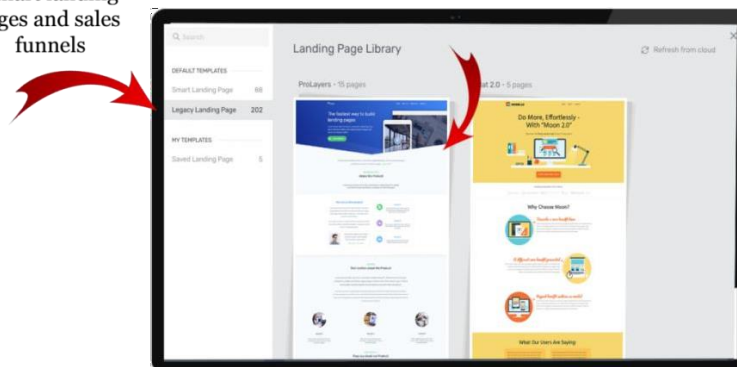
- **Step 4:** Add new page for thrive architect

Add new page as a draft



- **Step 5:** Get access to over 267 smart funnels

Smart landing pages and sales funnels



## 2-Write compelling articles to send to your subscribers:

If you are familiar with email marketing, you know bloggers send educational blog posts from time to time to warm up their loyal subscribers and this is very important to stay in business to generate sales.

Excellent writing involves detailed constructing. Carefully choose the best words. Words that move readers stand out like a beautiful woman in an exhilarating mob on a page or a screen you are viewing. To do this type of writing, you must continue to educate yourself and relearn the fundamentals.

Regular writing not only lessens your fear of getting writer's block, but you also develop a distinctive style that enhances your writing skills. But just because no one reads the content you put together, continue to write. Practicing your writing makes it flawless.

The most celebrated authors read continuously and obtain innovative ideas. Don't just read blog posts—expand on the stuff you read and the excellent technique to hold yourself accountable and keep going is to find a writing partner. You receive constructive criticism when you partner up with another writer.

Take a lesson in reading. Engaging in a course will encourage you to be answerable to someone and reading causes you to learn useful knowledge which improves your techniques in your written work. You will never change anything without practicing your craft.

Find and evaluate the writing of other people you follow. Many people regularly visit the same websites or pages because the content speaks directly to them—but vast numbers of people don't comprehend why their favorite articles are so enticing.

Plagiarism isn't the same as impersonation. Recognize what your job is and see if you can use it to develop your writing skills.

Write an outline of what you want to write before setting a pen on proverbial paper. Outlines are your plans of battle and enable you to win that war.

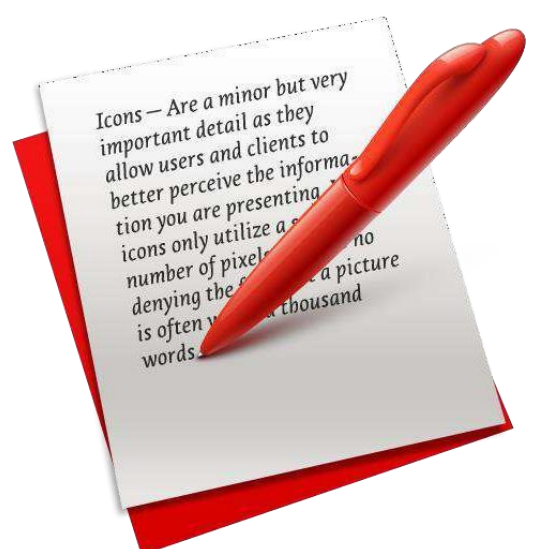
Proofreading is a hard skill to master for novice writers as it values effort and time. Correct the writing properly.

Note that your initial draft isn't the professional piece to use, as it requires alteration. First, put your thoughts down in writing, then go back to clean it up. Written work is an evolving process and even the most prominent names need to put a considerable amount of days working out the content that they may be too ashamed to show to anyone.

## It feels like I can't write the content:

No problem, find top rated writers on freelancing sites like **Elance** and **upwork**. You can hire a freelancer for \$25/h to write a 1000 word article. I see people invest \$5 or \$10 on fiverr.com and get poorly written articles.

If you want to build a healthy business, you invest in content that is good and can't be ignored. It is always essential and a key part of helping you stand out. With a successful content marketing strategy, you can grow your business more and more rapidly.



Another easy way to find top bloggers in internet marketing is to go to warrior forum in the marketplace. Click on “**warriors for hire**”. You will find many bloggers, marketers, affiliates, social media influencers. Send them a private message and they will respond very quickly.

**So, what is Next?** You have launched a captivating blog, picked a lucrative sub-niche and you’ve written super high value emails. Now let’s figure out how to get traffic and leads from a stable marketplace.

## Drive Laser Targeted Traffic to Your Freebie

There may be one question burning in your head.

### **How do I get traffic and leads?**

Traffic is already out there, on blogs, websites, social media networks, on Google, YouTube and Authority sites, you just need to know who is your dream client, what they want and how to present a great opportunity to get them join your mailing list.

A few years ago **Matt Bacak**, a well-known internet millionaire, did one of the biggest launches to even hit clickbank. His event was so big that he had over 7.500 affiliates actively promoting it, It became the first ever product to hit 2.086.87 gravity.

You might be wondering what this has to do with you. Launching your own product is the fastest way to build a buyers list- by far- so you shouldn’t care about this, if you are still new to internet marketing, but if you want to get a good insight into how to promote your squeeze page and drive even more traffic to it, then you should definitely read on.

I was confused about the concept for a long time myself. I faced many challenges when I was trying to build up my squeeze page and improve its traffic and I hit many roadblocks along the way. I was almost ready to give up at one point.

But, then I realized that it’s not just about what I have to say. I had to actually show something worth checking out. And that’s when it hit me- the only way to move forward from blocked situation was to have an actual product.

Of course, that’s easier said than done. I didn’t know it back then, but launching your own product is something extremely difficult, even if you think you have experience with it.

I had to put a lot of effort into marketing research to ensure that I was hit for launch- and the whole thing, a nasty thought was creeping in the back of my mind. I only had one shot at it. The launch would either be a good hit, or it would fail spectacularly. This put a lot of pressure on me, but I realized that this was the way to go forward.

So, what if you don’t have a product right now and want to drive traffic and build a list?

What strategy should you put in place to pour laser targeted leads into your funnel?

What platform you should join to drive visitors?

How can you congregate on active community sites and forums?

Below is one of the easiest ways to get high quality-targeted leads to your funnel, I am also going to show you how to promote your business, attract hungry buyers and make money from your exclusive newsletters almost effortlessly.

## Step# 6: Udimi.com Traffic Strategy!

Udimi.com is the most comprehensive internet marketing network with hundreds of thousands of solo Ad sellers who are actively presenting their services, selling clicks and solo ad packages.

Most people have no idea. What is a solo ad?

It is basically someone built an email list in some specific niche and he is ready and willing to help you by Sending out a Newsletter to his subscribers. Solo ad sellers send their list to your squeeze page or funnel where people enter their email address and join the list and you automatically take them through a follow up journey where you build a series of email sequences. Let me tell you my story to inspire you to follow the exact same strategy

## Step #7: Give away your best product to build an Email list on Autopilot!

In 2018 I wanted to focus on “how to start your first online business”, as it has a big demand. Clueless newbies want to know how to build a sustainable business. I purchased bunch of online courses, info products and no one taught how, until I bought a course of George brown the guy behind [georgemontagubrown.com](http://georgemontagubrown.com) he is making \$2239 per day from his laptop and gets over 98.000 visits a month (most traffic comes from affiliates), he is selling his course for like \$47 and it seemed like everyone was promoting his online course.

At that moment, I realized **starting an online business** is a very profitable topic and people will pay to learn how to launch a captivating blog, build an email, and drive traffic...incredible!

After listening to his videos on the course, I felt like I gathered valuable knowledge and I was able to serve people.

I set a minimum 14 emails as follow up sequences, built a funnel and started teaching people

### “How to start your first online business”!

Within a few month, as I finished writing my step by step guide that I sell for \$14.97 and illustrates tools, resources and techniques. After that I wanted to give away 200 copies and make sure it has the potential to bring in new leads to my list. I set up a funnel and started running solo ad campaign. I spent some money within couple days, in the next day, I looked at my Getresponse.com account to see how many people joined my list to download my product. I ended up getting top tier Email subscribers. I didn't want to sell my course quickly, instead I was giving away 200 copies and if it works I will provide more for FREE. Even it was risky I recognized that every blogger wants to build a customer's list and I have to support.

I figure out **FREE** is the most powerful word in the world and will always remain the magic weapon. All world class marketers give away their best stuff to grow a list and knowing paying for it is even More Important.

People are not interested in lead magnets anymore. If you focus on giving away a course that took days to create you'll build a big list and make money off when you sell your Next product or someone's offer.

In 2007 a business gave away a course to millions of avid fans all around the world for free or more accurately on a pay what you want model instead of setting a price they asked listeners simply to contribute whatever they felt.

They could in exchange for their active work.

### ***The result?***

This business made more money from this offer than out of all other offers put together. I realized if I want more leads over and over, I have to provide tons of value in my first product and give it away.

If I pay money to get subscribers, it would be good to build a tribe of loyal subscribers, so they vastly buy my next product.

I also realized every person wants to make money online.

### ***3 reasons to love this:***

1. I still believe “**FREE**” is the most powerful word in marketing and nobody wants to use it wisely. “On major platforms .....Etc
2. There is a stable marketplace, so I don’t have to waste my time, I can help people and get more exposure, visibility and more traffic.
3. If I pay money and run a successful campaign on [udimi.com](http://udimi.com) to attract leads, this means I will lose money but acquire new subscribers.

### **Autopilot leads and sales:**

Launching a product on a stable marketplace has more benefits.

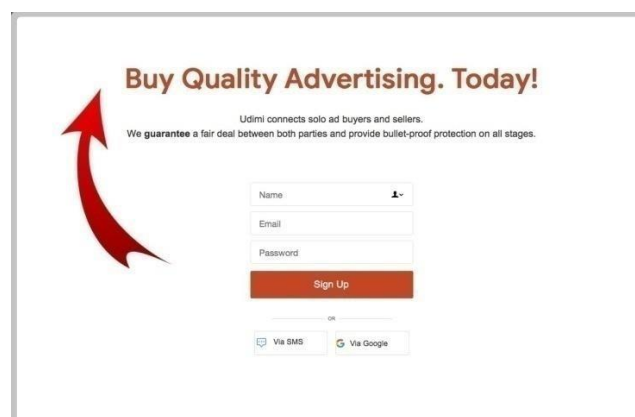
#### ***Have you seen John Crestani’s product?***

He is a successful marketer in an incredibly profitable business. He figured out how to make the big money by selling **high ticket info product** on Clickbank, He is implementing one of the most powerful marketing strategies out there.

He sends traffic to a conversion focused homepage to collect leads (webinar). He is earning 6 figures from a single high ticket info product. **Clickbank** has over 4.72K million visits a month and 100.000 active affiliates who promote quality products. If you want to launch a digital info product, I highly recommend Clickbank, it’s the number 1 marketplace for selling hot Products.

Now. Let’s see how to drive targeted traffic to your funnel using solo ads.

**Step# 8:** Go to [www.udimi.com](http://www.udimi.com) click on sign up and create your own account



**Buy Quality Advertising. Today!**

Udimi connects solo ad buyers and sellers.  
We guarantee a fair deal between both parties and provide bullet-proof protection on all stages.

Name




Email

Password

or

Congratulations you have taken a huge step towards building a serious business to find someone on udimi to send out an email to his list of subscribers. You are going to find a trusted seller. Just pay for the clicks to get instant traffic to your funnel.

## Step# 9: Find top solo ad seller with good Reputation and buyers list.

 ● online	#3052+ Positive Ratings - [TRUSTED] TOP SELLER -95% Tie... High Quality 95% Tier 1 Traffic    Up to 10% Overdelivery    Bizop    Crypto    Make Money Online (MMO)    2000+ Leads Added Daily!	\$0.44	4 651 orders
 ● online	15% over delivery**100% US Visitors**Trusted Top Seller 20... 15% Over delivery! USA VISITORS ONLY! Buyers included! Fast delivery! Traffic for MMO, BIZop, Crypto, Yoonla, SAN, Work from home etc! 2000 subs daily	\$0.40 32% OFF	3 005 orders
 ● online	15% Over delivery! *Trusted Top Seller With Long Experience* 15% OD / Quick Delivery / High T1 / High OPTIN / FRESH SUBS! Works with most MMO, Crypto, BIZop, Yoonla, SAN, Work from home offers etc!	\$0.40	8 927 orders

Finding a solo ad seller on udimi.com is easy. Look at his profile before purchasing solo ad traffic, in case to know what traffic methods and platforms he used to build his list.

We want targeted traffic from someone who launched his product on warriorplus.com at No cost and built a customer's list using the power of affiliates, social media, per per click, Jvzoo, this includes Google PPC, Joint venture partners and organic traffic, using his own list of subscribers and through blogging and video marketing.

Solo ad sellers who built their lists with low quality traffic sources can ruin your business and send you spam leads that will not convert into customers. It is better to avoid this, you can build a big list in a matter of days, but it'll never convert into clients.

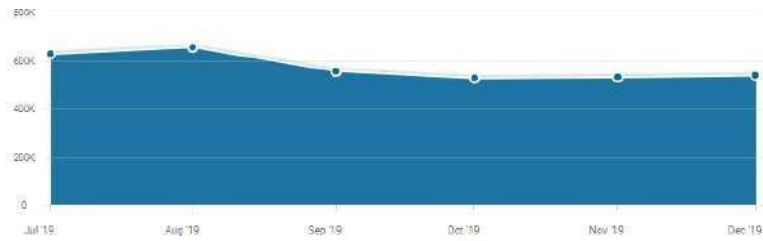
It made easy to **"Find a Solo Ad Seller"** once you click on [solo deals](#) link you will be taken to a list of hundreds of sellers, all the members have built massive lists and willing to send out emails to their subscribers.

Here is what you should do.

- **Contact** a solo ad seller
- **Price:** Choose clicks you want
- **Primary :** purchase link
- **Tags:** Enter the right subject line
- **Niche:** choose a niche that suits you best
- **Body:** write an email that converts
- **Product:** link to your offer/or landing page



## Step# 10: Udimi.com already got over 337.26K visitors a month and 100K Active Members.



[Similarweb.com](https://www.similarweb.com) is a big driver when it comes to collecting data on competitor's sites.

It shows you the total organic and social traffic a website gets from Google, Facebook, twitter, YouTube and social platforms. You can select any website URL and copy on "analyze any website" search bar, in 3 seconds similar web shows you the estimated monthly visits, global ranking and even competitors and similar sites.

**Udimi.com** is the #1 internet marketing network for selling quality leads.

The Network attracts an incredible number of over 337.27K visits a month and has over 100K active members.

The beauty of the network. It is easy to find high quality solo ad sellers and order the clicks. The network already got traffic and the cool thing, this network doesn't spend money on Ads. People check out profiles of sellers and order clicks.

You don't have to worry about generating traffic anymore, just pay someone to email out his list.



## Step# 11: Tap into a Tribe of 100k Active Sellers. (Let's reach some of them).

Udimi.com is the most powerful network for selling solo ads in the market now. Its main job is to connect sellers with buyers from all walks of the world. This network attracts over 337.26k every single month and has over 100k active members.

## Step# 12: Order the Number of Clicks You Want

▼ \$0.44      100 clicks      6 SEPTEMBER

☐ Prime filter    ☐ Only top tier    ☐ Only mobile    ☐ No mobile

Only link    Your site link, like udimi.com

Allow the seller to start traffic delivery earlier, than scheduled (6 September)

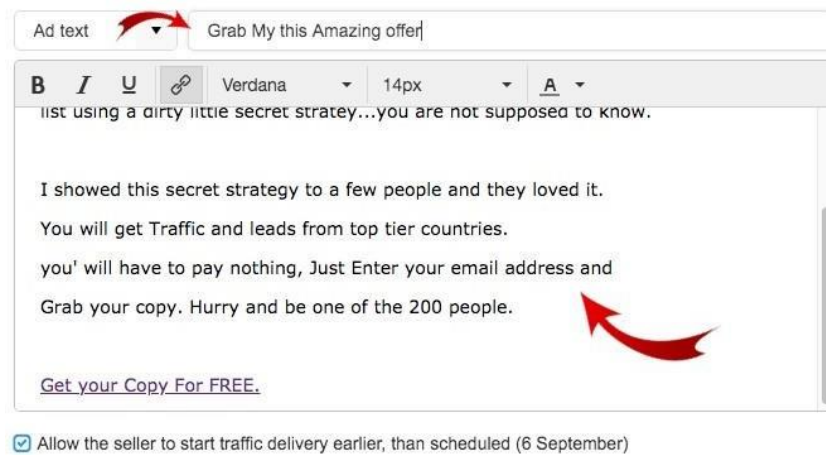
Use discount      Total: \$47.00      Finish the order

You've just chosen a good solo ad seller with a buyers list, positive reviews and comments. It is time to Choose how many clicks you want, select a small package to test your offer. If it converts visitors into leads. It's because of the hook, story and offer.

### Step# 13: Write a Compelling Email Swipe

Here is a newsletter I sent to a solo ad seller to deliver to his list of subscribers. I wrote a **short email** to get the most clicks. And on the bottom a link to my squeeze page. That's exactly what I want you to do.

- *Write a great subject line*
- *Write a short email to get more clicks*
- *Send visitors to your squeeze page*



### Step# 14: Get Traffic from Top Tier Countries





**About my offer**

- 🔥 Top 1 in August 2021 for sales
- 🔥 Top 2 in May 2020 for "I Got Sales" ratings
- 🔥 Sold 5 solos recently
- 🔥 Hall of Fame member, 13 awards


---

Daily ...

---

- ✓ 95% Top Tier Traffic
- ✓ Premium traffic direct from my own list (No brokering)
- ✓ More than 2000 Fresh Leads Added Daily
- ✓ Fast Delivery Included
- ✓ My list is making me \$25k+ per month
- ✓ FREE funnel and landing page review
- ✓ Traffic suitable for MLM, Bizop, Crypto, Make money online (MMO)(Sorry we can not deliver "No Mobile" traffic!)

SCROLL DOWN FOR RECENT CUSTOMER REVIEWS!



Traffic that comes from top tier countries converts well. These people have money and willing to buy whatever you offer. If you are in the MMO niche and you present an offer that shows them a loophole, they will show you the money.

Look for solo ad sellers who built a buyers list. A list of prospects from United Kingdom, USA, Canada, Ireland, New Zealand and Australia. These people will join your mailing list and buy your product.

**Scott Tucker** Online United States, Palm Beach... Time: 11:23


👍 1607 / 💰 29% 🔄 21% 🕒 Average

---

📈 \$0.49 50 clicks 6 SEPTEMBER

Prime filter  Only top tier  Only mobile  No mobile

Only link



### Step#15: Read Ratings from Buyers

Buyers who got the best results come back to write comments to help out others. These solo ads Sellers have good ratings and comments it's because they provide top tie traffic guaranteed.

**100% USA traffic. 100% quality traffic, Fresh subscribers and responsive list that converts.**

These buyers have ordered from them and got what they paid for. First order a small package of Clicks, then scale and order more to build a respond list. When you grow your list to 1000 subscribers, you'll have sales guaranteed.

### 2- The cleanest, 100% Tier 1, Bot Free, Targeted Traffic available online For Your Website

If you are looking for an endless, fresh and unique traffic that is consistent, scalable predictable and it converts into leads and sales... then you owe it to yourself to check out this page.

Jon built his Email list using high Quality traffic sources like YouTube, Google, Social media and warrior Forum Now he built a solo ad business to help you add newly targeted leads to your business.

[www.trafficbyjon.com/traffic](http://www.trafficbyjon.com/traffic)



## Step# 16: Send Traffic to Your Squeeze page



You might be wondering what a funnel is. It is basically as it sounds. Imagine a funnel right now. The important step is to lead visitors to somewhere a little more specific.

From there, you will essentially narrow the content and lead them to the action you want them to take, be the signing up for your email list.

Email list is your ticket to profit from blogging. You own the list, if your social media accounts were to get hacked or deleted.

What would you do?

You will need an email list to keep all of the true “followers” in one place. Not only that. You are Able to send them information and offers that can make you money

***You are just wondering how to build it.***

If you give visitors something of value, they’ll give you their email address easily. Your headline should turn visitors into subscribers. If you can’t do this, you need to hire a skilled copywriter.

If your funnel sucks, you are not going to get leads and if your funnel is good, you’ll get lots of leads.

## Step# 17: Get your first 100-200-300 subscriber drawing them from Udimi.com or Forum

Right now, you can build a list of targeted people. (You just listed a solo ad campaign on udimi.com and also launched a FREE offer on WSO..... and you are seen as a professional marketer.

You are going to get traffic from top tier countries (using a remarkable story)...I’ve got 25% people to click my landing page link on the back end and join my mailing list.

The headline on my squeeze page creates a hot curiosity.

Udimi.com is a solo ad platform that attracts 337k visitors a month

W.F is the biggest community Forum attracts 537.77k visitor a month

So, what strategy i put in place to get my first 100, 200, 300... subscriber?

I put a simple **FUNNEL** to solve a specific problem...no tricks at all. I just provide value and got Quality leads and lots of visitors.

I contacted a solo ad seller to send out my **Funnel** to his list.  
Visitors clicked and joined my **Funnel** easily and quickly.

**Now**, I've got a list using a little known strategy.  
Solo ad is not dead. If you build a list of responsive subscribers.  
And you get at least 50-100 leads every single day.

You'll capture 18.000 Email subscribers and the maximum  
Purchasing percentage is 2% of 18.000 is 1500 sale.

1500 sales selling \$27. You'll earn big money.  
You'll make thousands every month.

I also put a simple **Copy** on W.F to help people "start an online business" and they joined my  
Funnel easily and quickly.... When they sign up they get Exclusive newsletters.



## Step# 18: Send subscribers to a thank you page

As soon as someone joins your newsletter, you immediately send them to a thank you page where you can offer them an OTO. It is actually a "**one time offer**". The easiest way to do that is via an auto responder.

People want to set up their first funnel, build a customer's list and sell info products and I see there is a reason to offer "**one challenge away**" in front of my raving fans.

If they don't buy, noproblem, they are still on my mailing list and they'll buy later.



- You don't have to create a product...click funnels affiliate program is the new click bank.
- Work as an affiliate and sell someone's product, if they buy you make money.
- Before you present a product, understand the needs of your audience.
- Write simple Newsletters like you are talking to a friend.
- Put the right offer that converts well. \$7, \$37, \$47, \$67.

## Step# 19: Send the most profitable and popular offers to your email list.



Once your email list has been built and you have developed your funnel of emails, it's time to make money.

In the beginning, we talked about the power of targeting a minority of people who have a problem and want a real solution and how breaking down the niche can put you in a lucrative business and make significant income.

**For instance:** List building is an evergreen sub-niche. It is **profitable** this week, next month and over the next ten years.

Growing an email list is the hardest part of building a healthy business and lots of folks really need exclusive tips and strategies to grow their online businesses.

The best way to get commissions is when someone buys through your affiliate link.  
Not sure what an affiliate is or does?

An affiliate is someone who promotes offers. It could be from Amazon, Clickbank, JVzoo, Warriorplus or Click funnels affiliate program.





# ClickBank is a **Leading Global Retailer** and Affiliate Marketplace

ClickBank is a leading global retailer with its own affiliate marketplace. We enable you to grow with unlimited scale.

### Sell

Grow your sales with the ClickBank Affiliate Marketplace

### Promote

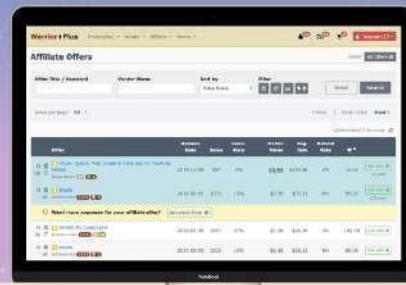
Find top-performing products to promote.

## Your Profit is Our Business

Best-in-class sales & marketing automation platform and marketplace for digital business owners and online marketers

LEARN MORE

SIGN UP FREE



click funnels

### ClickFunnels Users

Log into Your Affiliate Account Here >>  
Go to Account > Affiliates after logging in...

### Non-ClickFunnels Users

Log into Your Affiliate Account Here >>  
Check Your Stats & Promotional Assets

ClickFunnels: Enabling People To Grow Their Companies Through Sales Funnels

# Welcome To The ClickFunnels **Affiliate Program**

ClickFunnels Pays Up To 40% Monthly Recurring Commissions



- ClickFunnels Affiliate Center
- 30 Day Summit
- One Funnel Away
- Traffic Secrets Book
- FunnelChallenge.com
- DotCom Secrets (2nd Edition)
- Expert Secrets Book (2nd Edition)
- Expert Secrets Book (2nd Edition)
- Expert Secrets Book (2nd Edition)
- Brick & Mortar Summit
- Two Comma Club LIVE
- Funnel Hacking Secrets Autowebina
- Perfect Webinar Secrets (New)
- 5 Day Lead Challenge
- DotCom Secrets Summit

## Clickfunnels Software Products

If a customer buys a product through your affiliate link using email within the content or social Media where you advertise, you get paid.

You also have to continuously advertise offer. Keep sharing on social media platforms from time to time, but not every day.

If I am an affiliate marketer and send a trendy product “**Gsniper**” to a customer and he buys, I get paid 70% from Clickbank.

The commission you get paid is based on the agreement between the product owner and the network, they set a reasonable commission to attract affiliates to promote these offers.

Before you send out a product, build that trust with your email subscribers.

Let’s figure out how to follow up with them and build that trust.

It is all about following up with your list subscribers. If your lead magnet is a free checklist of **Proven list building strategies**. You’ll want to write an amazing welcome email about “**Email list secrets**”. This can be anything related from setting up a **Red hot funnel** and **driving traffic**.

Then in your second Email. You can start to write about how to collect **targeted leads**, and in your third email, you **tell stories** and get people thinking about following your journey.

**Email 1:** Email list secrets

**Email 2:** The benefits of Red hot funnel

**Email 3:** Driving targeted traffic

**Email 4:** Engaging stories about your journey

**Email 5:** Send quality products



## Day1: welcome emails

Heat up your subscribers by building a kind of a welcome message sequence. Introduce yourself and tell people a little about yourself. Ask them a question and even add a questionnaire, give an Additional freebie and prompt them to subscribe to your newsletter.

## Email 2: Give super high value

Send the new content on your website that you just developed to your email subscribers. Many viewers want to receive the latest articles.

Send tips and tricks that your subscribers find useful and can instantly use. If you notice a new Technique or idea that is productive, but perhaps the knowledge isn't extensive enough to make it into a blog entry, deliver it to their email address.

Older posts not widely circulated which are fantastic ways to repurpose your existing content.

Transmit information that you have written that is beneficial to your followers and provide a free version of an item or a trial version download.

## Email 3: share your own story

Send a touching story. There should always be interesting stories that are on your particular topic. Monetize and submit material from other sites that your readers might find useful. Why don't you mention the top posts you saw last week?

Article curation also allows you to honor some of your compatriot's material clients or Collaborators.

Give away free invites, tickets to new product, web casts and offer free things

## Email 4: give fresh content

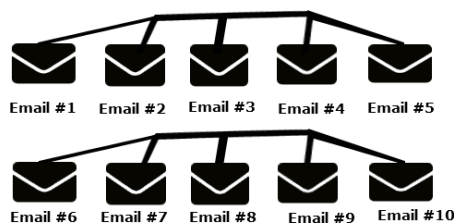
Ask critical questions and send out a survey, communicate with your audience. Start a conversation from time to time. It will make you understand your readers, generate innovative ideas for articles, services and items that help you build a connection.

Respond to questions from your readers and optimize your registered users and your fan base will give you suggested ideas to put into your newsletter.

## Email 5: add more value

It is all about providing tons and tons of value. You find a problem and show people solutions. When they open your newsletter, they are not interested in you, they are interested in how much you care about them. Readers flock for the name of the marketer that offers massive value. Fresh content creates brain awareness and prompts subscribers to say "**Wow**, another email with tremendous value." Making a name for yourself entices readers to look for your messages.

The intention is to write and send stunning newsletters about a single topic to keep your subscribers engaged and interactive. Afterwards, you lead them to purchase products through affiliate links.





## Step# 20: What products should I send?

If you seriously want your subscribers to buy from you, you have to show them something they do not have and really need.

You have launched a captivating blog, published 20 well written articles and built a tiny targeted email list. Now it is the right time to send them the right product.

They are interested in building an email list and having their own audience. Just go to clickbank and find the top product out there.

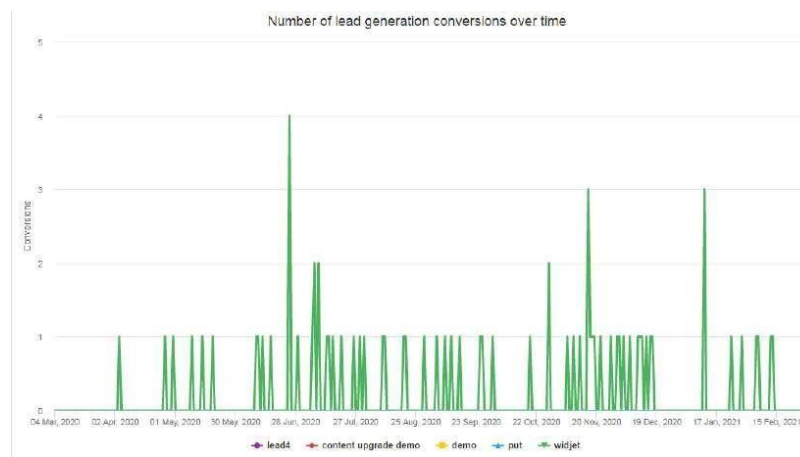
We need sales and they need the right product. If you show them a relevant product, they quickly buy it.

We already know every business needs more **ideal clients** and more **customers**.

I did some research on clickbank and found 3 products about that specific sub-niche.

Now, I will write a short newsletter and present that offer to my tiny email list. If there is no product on that topic, I highly recommend some software and tools you have used in your own business.

## 1- Track Where Leads are Coming from



When someone signs up to your newsletter through a landing page or an opt-in form, it is obviously by an effective strategy. You probably spent much time to come up with a simple technique to get high quality leads.

Aren't you interested to know where leads are coming from?

**Step1:** thrive leads is an excellent Word Press plug-in that was designed to help you build an email list and most importantly track where leads are coming from.

**Step2:** it is easy to know which URL refers to your landing page. You can also know which guest posting sites send you traffic.

## Step# 21: Launch your product

If you have not yet launched a product. Now is time to think about what you can sell on your website. Do you want to launch an actual product or is your blog better suited for e-books and services?

No matter what you choose, it's time to launch. But you cannot do that without getting up the conversion properly. That means creating a funnel for your email list.

This will take some time because you can't just send 10 emails in a single day. Instead, take a few weeks to provide your email subscribers with value before asking them to purchase something from you.

The more you give them for free, the higher the chance they will want to purchase what you are selling to them.

So first, send them an email announcing the launch of your new product or service then send a series of emails related to it, but without going into too much detail.

You want them to desire the actual product.

After this series of emails, offer the product to them as a more in-depth insight of what you have been talking to them about through your stream of emails.

This method has been tried and true. First provide value in a form that's related to your product and then present what you are selling in an appealing manner.

### Your Main Strategy:



**Traffic:** I would suggest focusing on reliable sources of traffic like Google, Facebook and YouTube. Focus on one platform, stick to it, master it and learn its secrets.

**Squeeze page:** Send traffic to a squeeze page to build a list and grow a tribe of loyal audience.

**Leads:** One of the biggest challenges a lot of bloggers encounter online when it comes to blogging is how to get **high quality leads**. Getting leads is not a problem if you focus on giving so much value.

**Offers:** The best way to create a lasting relationship is to keep sending out high quality products you purchased and used in your own business.

**Sales:** Generating sales is based on getting customers to love what you offer. Show them a good offer and they show you the money, that's it.

## [Other Traffic Strategies to fill your squeeze page](#)

### 14- Always diversify the way you generate traffic and leads

You have to diversify the ways your blog receives its traffic, since your traffic is heavily connected to profitability. You never want to rely too heavily on a single area.

### Step# 23: Leverage the Power of Guest Posts

Among the many marketing strategies popular right now, guest posts are undoubtedly one of the most powerful ones. There are many benefits to a strong campaign revolving around guest posts, and if you utilize them correctly, you can see some great results. I was initially skeptical towards them and felt like there were some issues with the overall idea. But once I managed to successfully integrate them into my workflow, I realized that they were a very powerful tool with a lot of potential. Let's take a look at what it takes to harness that power!

I was surprised to see how successful guest posts could be once I started using them. My first ones was admittedly not that much successful and I had to adjust my strategy in various ways before I continued. But once I hit that sweet spot, I quickly realized that I was looking at a gold mine. My first guest post was on a highly trafficked website (addicted2success).

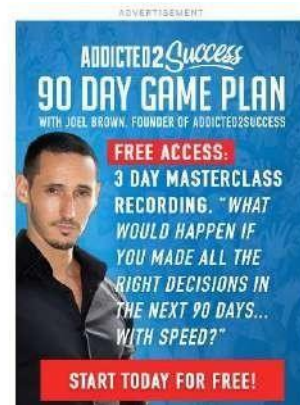


It brought some traffic back to my own site – and what's more important, it actually brought Quality traffic with a lot of engagement!

Getting started is not that hard. You just have to figure out something that will draw people's attention which you can write a lot about. Think about topics you're passionate about and ones that you have a lot of experience with. I found it important to pick something that is actually aligned with my interests. Sure, you can make it to some extent – but if you want a truly successful guest post, you have to show that you actually know what you are talking about.

You should also pick the sites you're posting to very carefully. Some will bring you more traffic than others and that's not necessarily related to their sheer traffic volume. In some cases, I found it a good approach to post exclusive, very interesting content to blogs with relatively low traffic. This not only gave me a good boost to my own landing page, but it ended up drawing more traffic to the original blog as well!

You should focus on sounding authoritative and knowledgeable. **A short bio box** with information about you as the author and your business can go a long way towards drawing more people to your site. Make sure that you use the right tone for whatever site you're posting on as well. Sometimes you can get away with being a bit more casual and treating people like you've always known each other. Experiment a little bit and you're going to find that sweet spot where it all just comes together.



And don't forget to keep learning! I realized early on that I could not allow myself to become complacent if I wanted to continue seeing success with this. I had to constantly improve my own abilities and keep studying the fields I was promoting in those posts. Do that right and you've got a lot of potential ahead of you.

Don't just stop at one guest post either, doing this consistently is what will help your blog grow and become more profitable.

### Step# 24: Email List Traffic

Building an email list is one of the best ways to get traffic to your own blog, offers and books over and over. It is my favorite method and using it works well for me. In a push of a button you can send out a Newsletter and reach thousands of raving fans.

I would like you to focus on building your email list and growing it every single day and I believe if you are growing your list, your business will have more customers and more profit.



**Bottom line:** build an email list and grow it exponentially!

To grow an email list, you have to listen to your audience and serve them well. Get your first 100 Quality subscribers, then 200, 300, 500...etc

### Step# 25: Free Organic Search Traffic

How to Grow Your E-Mail List with natural traffic

Your e-mail list is one of your most valuable assets. It's important to maintain it as often as possible, and to do Everything you can to keep fresh entries coming in. If you're like me, you were probably hoping for a more automated solution that does the job on autopilot. Sadly, that doesn't exist – or at Least i don't know of anything of the sort. What i will tell you here though is a solid strategy which can deliver a lot of traffic to your e-mail list and can help you grow it at a very fast rate.



The most important thing is to pick a niche you're comfortable with. I've seen many people make the mistake of picking a niche with a lot of activity, thinking that this will draw traffic to them easily. The truth is that you're also opening yourself up to a lot of competition this way.

You should do some research to balance things as much as possible. Try to pick a sub-niche (as I demonstrated above) which has a good amount of activity, but isn't hugely popular so that you won't have to face a lot of competition. This is where I'd advise you to spend the most time researching things.

Take your time and explore the internet. There is a lot of information available out there, and you'll want to make sure that you're seeing the full picture when you choose your sub-niche. Look at the success rates of other campaigns if you can. This information may not always be available, but when it is, it can prove invaluable in starting your e-mail list the right way.

## Choose Keywords Carefully

In a similar vein, you should also be careful with your choice of keywords. This can make or break your campaign. You should ideally work with a keyword that gets a good number of searches every month, over 1000 or so. Make sure it's something you feel comfortable writing about. You will be writing blog posts based on your keywords, and you'll want them to seem genuine and Informative. If you don't have the expertise in a given field, it's going to become blatantly obvious very fast.

I am ranking first on Google for the keyword **"how to promote clickbank products"** without Building a single backlink.

Do your best to optimize those posts for SEO as well. This should go without saying, but it's something that a surprising number of people tend to ignore. Then, look into a sub niche that you can write about without dropping the quality of your work. Continue to expand in that direction until you carve out your own path. This will reduce your competition while still allowing you to retain high rankings in Google.

Speaking of Google, I would definitely advise you to pay attention to potential competition on there. You should ensure that there are no other authority sites ranked on the first page of the search results you're targeting. This will become very important when you're trying to expand.

Last but not least, you have to prepare good newsletters for your readers. Take your time and put as much effort as you can into this. Try to make the letters informative but also include a good call to action in each one. Retention rates may drop off a little here, but you should be able to adjust to these developments in any case.

And then you just have to repeat all of the above over and over again. Pick a good sub-niche, select the right Keywords, and start writing those newsletters. With some practice, you're going to nail the formula. And after that, you're going to see a consistent stream of traffic to your newsletters. Growing them will become very easy when you follow the above steps and you transform them into a routine.

Be prepared to make some mistakes though. I'll be honest with you, I did too. You're never going to have these things sorted out perfectly from the very beginning. But the more you practice, the more you're going to start spotting certain patterns. And this will give you the confidence to take

Bigger risks – and those come with greater rewards. Keep exploring what the market has to Offer, and never stop learning – the rest comes down to persistence.

# Advanced Marketing Strategy For Generating Traffic, Leads and Sales



**The #1 secret gold mine** source of traffic that top internet marketers rely on to build a big list and get instant traffic and leads in their businesses.

This gold mine traffic source can grow your business exponentially! From getting a few leads a day to boatloads of responsive leads in couple weeks.

Jeff walker is a very successful online Entrepreneur and the bestselling Author of the book **“Launch”** he made millions of dollars teaching people how to start and grow their businesses using **product launch Formula**. He used this secret traffic method to add 8000 people to his list just within couple days and it didn’t stop there. His JV partners kept sending out emails to his squeeze page in a matter of days, he built a list of 15.000 Email Subscribers.

This is what all top internet influencers have in common. Before the launch goes live. They contact a world class marketer to send out an email to his 50.000, 30.000, or 10.000 email subscribers to his squeeze page. Within couple days they get tons of traffic and opt-ins without investing on paid ads.

## ***So, what is a JV partner? And Where to find them to promote For you and build your list quickly?***

<input type="checkbox"/> ☆ WarriorPlus	[AFFILIATE REQUEST] 'elimattnana' for: List building strategy Revealed/ Traffic and New Leads - elimattnana h...
<input type="checkbox"/> ☆ WarriorPlus	[SALE] \$27.00 from limitless.nation.ent.llc@gmail.com (List building strategy) - mackrodd, You received a pay...
<input type="checkbox"/> ☆ WarriorPlus	[AFFILIATE REQUEST] 'Pius89' for: List building strategy Revealed/ Traffic and New Leads - Pius89 has request...
<input type="checkbox"/> ☆ WarriorPlus	[AFFILIATE REQUEST] 'Emehillz' for: List building strategy Revealed/ Traffic and New Leads - Emehillz has requ...
<input type="checkbox"/> ☆ WarriorPlus	[AFFILIATE REQUEST] 'Yousuf' for: List building strategy Revealed/ Traffic and New Leads - Yousuf has requ...
<input type="checkbox"/> ☆ WarriorPlus, me 2	[AFFILIATE REQUEST] 'brogangan' for: List building strategy Revealed/ Traffic and New Leads - brogangan has ...
<input type="checkbox"/> ☆ WarriorPlus	[AFFILIATE REQUEST] 'ABIAleonard4' for: List building strategy Revealed/ Traffic and New Leads - ABIAleonard...
<input type="checkbox"/> ☆ WarriorPlus	[AFFILIATE REQUEST] 'Opto7946' for: List building strategy Revealed/ Traffic and New Leads - Opto7946 has re...
<input type="checkbox"/> ☆ WarriorPlus	[AFFILIATE REQUEST] 'aakuguisalininaaguco' for: List building strategy Revealed/ Traffic and New Leads - aak...
<input type="checkbox"/> ☆ WarriorPlus	[SALE] \$27.00 from investasap@aol.com (List building strategy) - mackrodd, You received a payment of \$27.00...
<input type="checkbox"/> ☆ WarriorPlus	[AFFILIATE REQUEST] 'Sallal' for: List building strategy Revealed/ Traffic and New Leads - Sallal has requested ...
<input type="checkbox"/> ☆ WarriorPlus	[AFFILIATE REQUEST] 'kevindang' for: List building strategy Revealed/ Traffic and New Leads - kevindang has r...

I have never used this with someone who has a large email list. Instead I attracted 200 affiliates on warriorplus.com to promote my **“list building product”** because I gave them a reason to promote for me. “Jv page, 50% COMMISSIN, prizes and Email swipes”. I didn’t contact these potential affiliates. I just submitted my product on **muncheye.com** to let people know my launch goes live in a specific time, so they can request approval to become affiliates. These people have Email lists, some record video reviews, while others are familiar with free and paid traffic methods. These affiliates will send you tons of visitors using multiple traffic



sources. When you get sales from their affiliate links, warriorplus.com pays them automatically!

## How To Attract Affiliates To Promote For You?

Big Launches		All Launches	
10 Sep	Iflok Nkem: CopyBlocks AI \$47 at 50%	8 Sep	Kenny Tan: ContinuumMail \$17 at 50%
16 Sep	IM Wealth Builders: WP Link Fixer \$17-27 Dimesale at	8 Sep	Bobby D Et Al: ORB \$17 at 100%
23 Sep	Joshua Zamora : Stoodalo \$47 at 50%	8 Sep	Misan Morrison et al: FunnelsBot \$47 at 50%
29 Sep	Cindy Donovan et al: SociEmpire \$19 at 50%	8 Sep	Kenny Cannon: Client Conversion Machine \$17 at
30 Sep	karthik Ramani: AR Tool \$37 at 50%	8 Sep	StevenMullinax: Youtube Celebrities Blueprint \$19 at
5 Oct	Lee Pennington: Jordan Belfort Straight Line Live... at	9 Sep	Amanda Craven: The eCash Generator 3.0 \$10-\$27 at
6 Oct	Simon Warner , Chad Nicely and Perry Belcher: M...	9 Sep	John Annavi: PLR Massive Bundle \$27 at 50%
6 Oct	Aaron Sustar: Spin Rewriter 12 \$77 at 50%	9 Sep	Rich W : Cash Cloner \$17-\$27 at 50%
7 Oct	Iflok Nkem: Zeeprofits Pro \$47 at 50%	9 Sep	Ijjal et al: WebyNova Studio \$27 at 50%
11 Oct	ZRockStars: Vid Rocker \$47 at 50%	9 Sep	Amber Jalink: Activity Book Generator 2.0 \$25 at 50%
14 Oct	Neil Napier: Membervio TBA at 50%	9 Sep	Purvesh Mahajan: Checkout Maximixer \$17 at 60%
14 Oct	IM Wealth Builders: East Traffic Bot \$17-\$27 at 50%	9 Sep	Dawud Islam: Membership Madness \$9.95 at 50%
14 Oct	Cindy Donovan et al: Star Commissions \$19 at 50%	9 Sep	Belher Digital: PLR Lead-Generation Ninja Sales... \$20
21 Oct	Joshua Zamora: REAL A.I Launch \$47 at 50%	9 Sep	PLR Experts: [PLR] 7 Steps To Find & Interview I... \$12
28 Oct	Chris Munch: The Loci Cycle \$3495 at 50%	10 Sep	Jason Fulton: Loopz \$19 at 100%
28 Oct	karthik Ramani et al: Video Tool \$37 at 50%	10 Sep	Yu Shaun et al: [PLR] Simple Habits Of Greatnes... \$10

Muncheye.com is the biggest internet marketing launch calendar with 240.25K product venders and potential affiliates who visit this platform to find high quality products to promote.

If you have a brilliant idea or software that helps web marketers grow their businesses, then muncheye.com can be your IM launch platform to get an army of affiliates.

These affiliates will have a look at your **JV page** and ensure the product is compelling and the sales page converts.

### **The Benefits of getting in front of affiliates**

**Responsive Email List:** All top internet marketers have loyal subscribers. If they email their list about an offer, you generate sales. How about getting many affiliates promote for you? You get passive income from a single product.

#### **Grow Your Email List using 3 simple steps:**

- 1- Run a webinar, list it on **Clickbank** and let the affiliates send you tons of leads.
- 2- Launch a product and partner with a big list owners for a reason.
- 3- Launch an offer on **Warriorplus, JVZOO** and **Clickbank**

#### **Build a Strong Relationship:**

Getting an affiliate to send out an email to his list is not an easy process. They have to know, like and **trust** you.

## *A few squeeze pages and funnels*

### How To Generate Fresh Leads

Building an Email list is the most effective marketing strategies out there. All successful marketing Masters have a customer's list. A list of people who buy their products over and over. If you are not building your Email list, you are not building your business.

Write a lead magnet about "list building" and offer that book for FREE to grow your list and help others build A list.

Only 200 copies are available for FREE

**HOW TO GET FRESH LEADS**  
Using a little known strategy  
Build a Targeted Email List  
And grow your online business

**\$27**

**I am Giving Away 200 Copies Of My Ebook That I sell For \$27 (FREE)**

I will show you the Exact same strategy i use to add new **Email subscribers** to my list+ tools, resources, techniques and a gold mine source of traffic.

**GET INSTANT ACCESS**

People love FREE stuff. Who doesn't want something for FREE? I am giving away 200 copies of my Ebook that took me hours to write. Nobody wants to give away an offer, it is a bit risky, but I believe sharing your story with the community helps *them follow the exact same process*.

### A Proven System to earn income

**FREE**

**Want An Automated Secret system that Top Internet experts Use To Generate Traffic, Leads And Sales All Day Long?**

Get instant access to these long-stunning newsletters that walk you through all the important steps.

**Yes Show Me How**




I built a squeeze page to show people a secret system that top internet marketers use to generate continuous Stream of income. It is a proven system that works all the time. I didn't create the course. Clickback is the biggest marketplace for selling proven systems and softwares. As soon as someone clicks on "Yes. Show Me How" it takes them directly to a Sales page to watch a video.

## Underground Secret Strategy

### The Underground **Secret** Strategy To Get Laser Targeted Leads Without Spending Money

Use these secret strategies to pour new leads into your funnels and attract more targeted subscribers who are willing to buy your digital information products

---




**Abderrahim Essauouabi**

This is not the first time i share with the community these tactics and hacks. i am completely sure this will help you get new ideal customers to your business.

*Abdou*

Who doesn't want more traffic and leads? Traffic is the lifeblood of any online business. At this time we have many social media sites, but people are looking for an underground secret strategy to get laser Targeted traffic and leads without spending money. If you've been using a secret strategy, why not share It with the community. It gives you more fans, followers and build your list.



## Funnel

Setting up a high converting funnel takes a bit of time. i created this funnel to give away my offer that i sell for \$27. i wanted to give 200 copies to help a few people for FREE.

I got good reviews from people. design is very important to grab reader's attention before they read the headline and sign up to your funnel.

Writing a good copy is important, don't over complicate things, find a copy and model.

Call to action is a necessary components to get people take action

## How To Generate High Quality Leads

Let Me Show You How **To Generate High Quality Leads** in As Little As 24 Hours....Using A Dirty Little Secret Strategy!...You Are Not Supposed To Know (The Exact Step By step)



I am giving away 200 copies of my product that i sell for \$27. Today FREE Just Enter Your Best email and **Grab Your Copy**

**GET YOUR COPY**

## A Crazy List Building Strategy

**A Crazy List Building Strategy That Generates High Quality Leads To Your Online Business.**

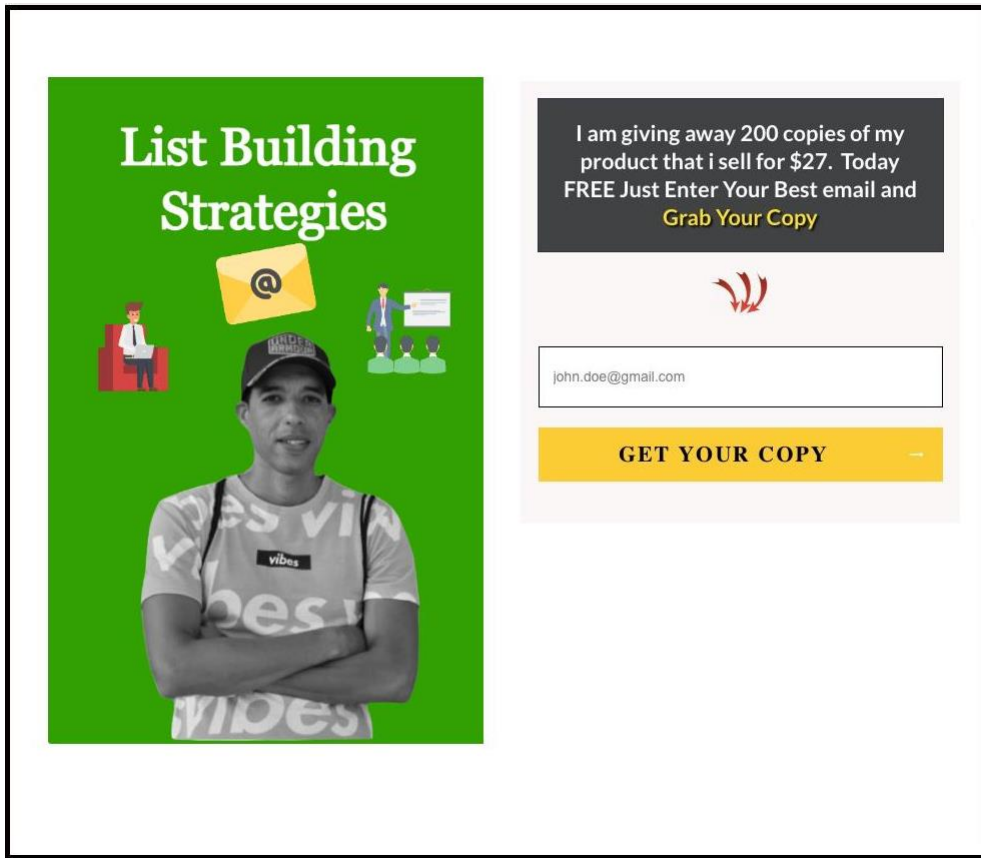
(the exact **step by step process** i used to add newly targeted Email subscribers.....Guaranteed)!

Just enter email and grow your email list easily and quickly.

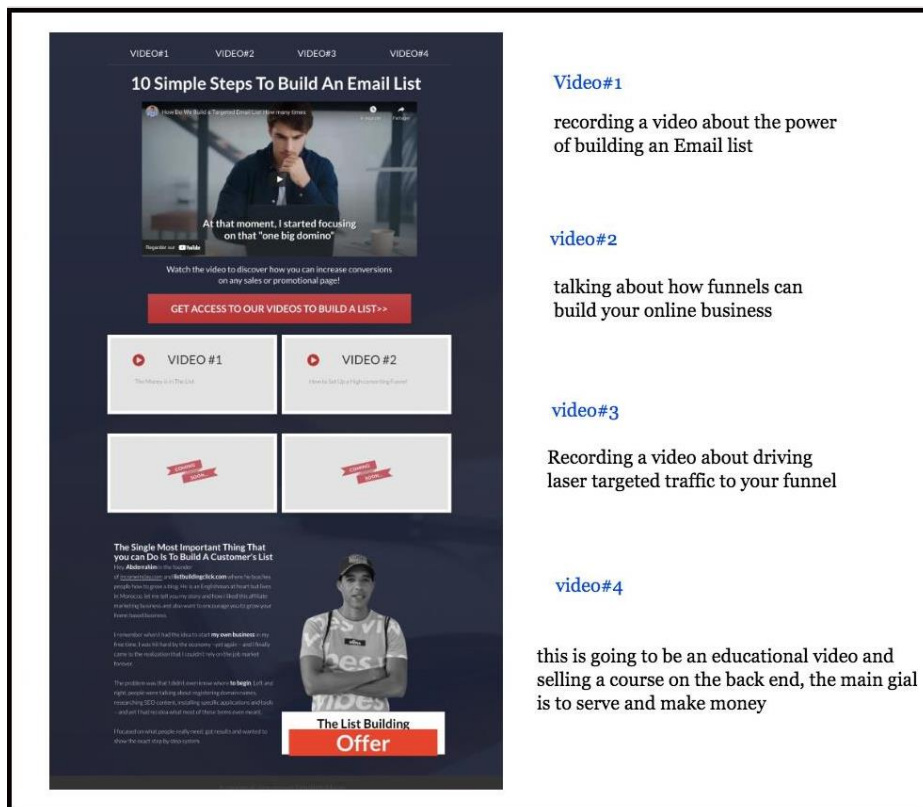
**Yes. Send me Please**

We respect your privacy. Your email address will never be shared or sold.

# Book Funnel



The landing page features a green background with the title "List Building Strategies" in white. A central image shows a man in a "vibes" t-shirt and cap. To the right, a dark grey box contains the text: "I am giving away 200 copies of my product that i sell for \$27. Today FREE Just Enter Your Best email and Grab Your Copy". Below this is a red bird logo, an email input field with "john.doe@gmail.com", and a yellow "GET YOUR COPY" button.



The video funnel landing page has a dark blue background. At the top, it lists "VIDEO#1" through "VIDEO#4". The main video player shows a man with the text "10 Simple Steps To Build An Email List" and "At that moment, I started focusing on that 'one big domino'". Below the video is a red button: "GET ACCESS TO OUR VIDEOS TO BUILD A LIST >>". Two video thumbnails are shown: "VIDEO #1: The Money in The List" and "VIDEO #2: How to Get High Converting Traffic". At the bottom, there is a text block titled "The Single Most Important Thing That you can Do To Build A Customer's List" and a "The List Building Offer" button.

## Video#1

recording a video about the power of building an Email list

## video#2

talking about how funnels can build your online business

## video#3

Recording a video about driving laser targeted traffic to your funnel

## video#4

this is going to be an educational video and selling a course on the back end, the main goal is to serve and make money

## Final thoughts:

Congratulations! I hope you have learned a secret cash method that top internet masters use to Get traffic, leads and sales all day long.

Now you are able to get incoming traffic, acquire new leads and you also learned new tips and techniques. Figured out where audiences hang out and serve them with the absolute mostvalue. Content, videos, free eBooks, free posts, and pre-launch content.

The information I reveal in this report has gotten me visitors and subscribers.

Everything starts with serving an audience. They are on several platforms and if you write amazing stuff by giving them what they want, they will follow you, check out your Author page and join your funnel. Now it's your turn to implement what you've learned. Remember, **Tony Robbins** quote **"rewards come in action"**. Don't try to re-invent a new way of marketing. Get into the market and learn the basics. Implement what you learn and take massive action.

Yours sincerely,



## Recommended tools:

Here are a few tools that I recommend to use in your personal blog:

**Email marketing:**

[Getresponse](#)

[Aweber](#)

**Flowchart:**

[Iconfinder](#)

[canva](#)

**E-Book Cover Design:**

[pixelstudiofx](#)

[Creative market](#)

## About The Author:

Hey, **Abderrahim** is the founder [of incomeiday.com](#) and [secretcashmethod.com](#) where he teaches people how to grow a blog. He is an Englishman at heart but lives in Morocco. Let me tell you my story and how I liked this affiliate marketing business and also want to encourage you to grow your home based business.

When I first started online, people were talking about registering domain names, researching SEO content, installing specific applications and tools – and yet I had no idea what most of these terms even meant. I started learning the basics before any high Level strategies.

I also bought courses, info products and books

To understand this digital marketing, I kept bouncing around every Shiny object and couldn't find a method.

Now. I am sharing the exact step by step process. If you follow what I reveal here, you'll get traffic and new leads and build a healthy business.



**Stay Motivated  
and Positive**